

USER MANUAL

Change Doctor Status



For



Department of Medical Health & Family Welfare,
Government of Uttar Pradesh

Prepared By



MARGSOFT Technologies (P) Ltd.
www.margsoft.com

TABLE OF CONTENT

Purpose of This Document.....	3
Intended Audience	3
Document Control	4
About Pre-Conception & Pre-Natal Diagnostic Techniques.....	5
Overview	6
Change Doctor Status.....	8

Purpose of This Document



This user manual aims to familiarize you with the functional processes of the Pre-Conception and Pre-Natal Diagnostic Techniques. It will also explain all the information & the functional aspects related to the application.

Intended Audience

The document is intended for Department of Medical Health & Family Welfare, Government of Uttar Pradesh who are well familiar with the organizational processes. It will enable you to understand the behavioral details of the application in all aspect.

Document Control

MARGSOFT Technologies (P) Ltd. presents this User Manual for Pre-Conception and Pre-Natal Diagnostic Techniques for Department of Medical Health & Family Welfare, Government of Uttar Pradesh.

DOCUMENT INFORMATION

Document Type	User Manual
Document Name	Pre-Conception and Pre-Natal Diagnostic Techniques
Document Author	Govind Singh
Author's E-Mail	govind.singh@margsoft.com
Author's Contact	

VERSION CONTROL

Version	1.0	Date	March 2 nd , 2022
----------------	-----	-------------	------------------------------

COMPANY INFORMATION

Department	Executing Body
Department of Medical Health & Family Welfare, Vidhan Sabha Marg, Lucknow, UP - 226001	MARGSOFT Technologies (P) Ltd. 17/1A, Madan Mohan Malviya Marg, Lucknow-226001, UP, India

About Pre-Conception & Pre-Natal Diagnostic Techniques



An Act to provide for the prohibition of sex selection, before or after conception, and for regulation of pre-natal diagnostic techniques for the purposes of detecting genetic abnormalities or metabolic disorders or chromosomal abnormalities or certain congenital malformations or sex-linked disorders and for the prevention of their misuse for sex determination leading to female feticide; and, for matters connected therewith or incidental thereto.

**Department of Medical Health & Family Welfare,
Government OF Uttar Pradesh**

Vidhan Sabha Marg, Lucknow, UP - 226001

Overview



PCPNDT (Pre-Conception & Pre-Natal Diagnostic Techniques) is an act to provide for the prohibition of sex selection, before or after conception, and for regulation of pre-natal diagnostic techniques for the purposes of detecting abnormalities or metabolic disorders or chromosomal abnormalities or certain congenital malformations or sex-linked disorders and for the prevention of their misuse for sex determination leading to female feticide and for matters connected therewith or incidental thereto.”

During the course of the implementation of the PCPNDT (Pre-Conception & Pre-Natal Diagnostic Techniques) Act, certain inadequacies and practical difficulties in the administration of the Act came to the notice of the Government. At the same time techniques have been developed to select the sex of the child before conception which may further the declining sex ratio. These developments were also taken note of by the Supreme Court in its various orders in CEHAT & Ors. V. UOI & Ors which is pending before the Court and the Court had also observed that amendments to the PNDT Act are necessary. After detailed deliberations, the PNDT Act has been amended with the amended Act has come into force with effect from January 2003. The main purpose has been to ban the use of sex-selection techniques before or after conception as well as the misuse of pre-natal diagnostic techniques for sex-selective abortions and to regulate such techniques.

Module-4

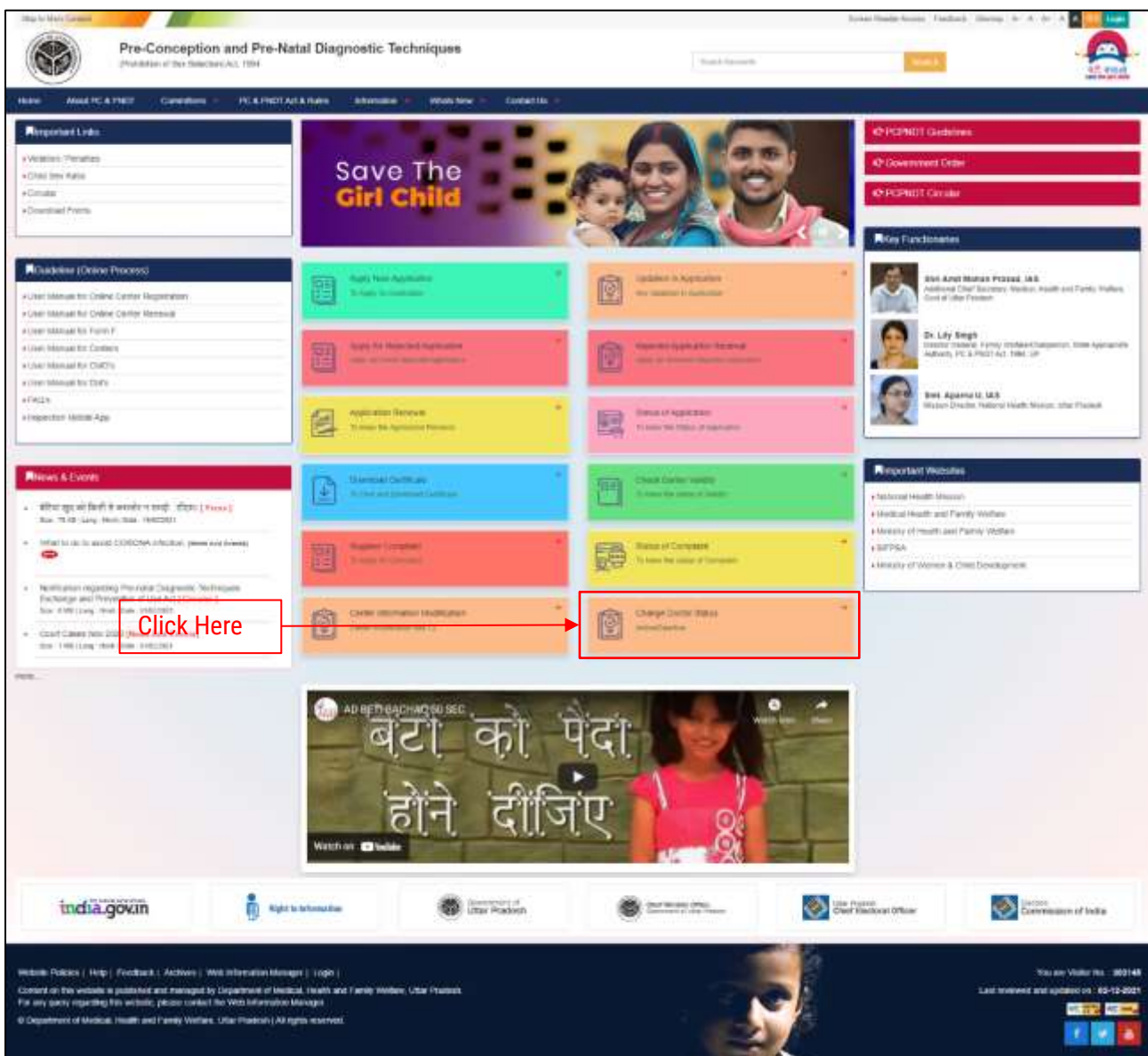
Change Doctor Status

Change Doctor Status

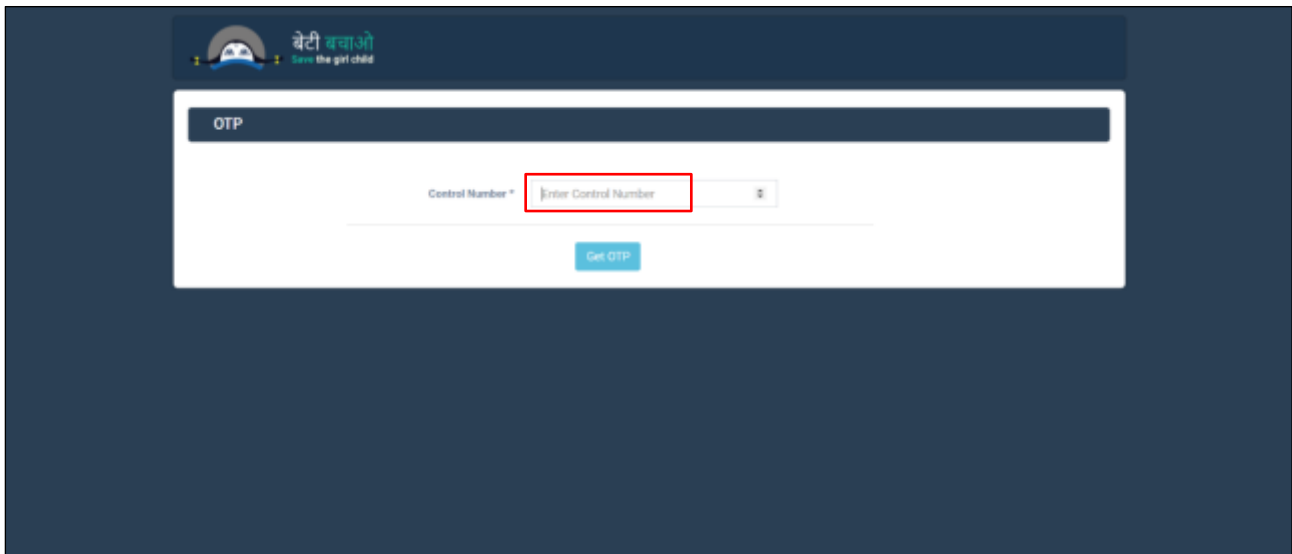
Logging into Panel

Home Page

You have to go to URL www.pyaribitiya.in/ to access the features of Pre-Conception and Pre-Natal Diagnostic Techniques. The Home page will appear on the screen as shown below-

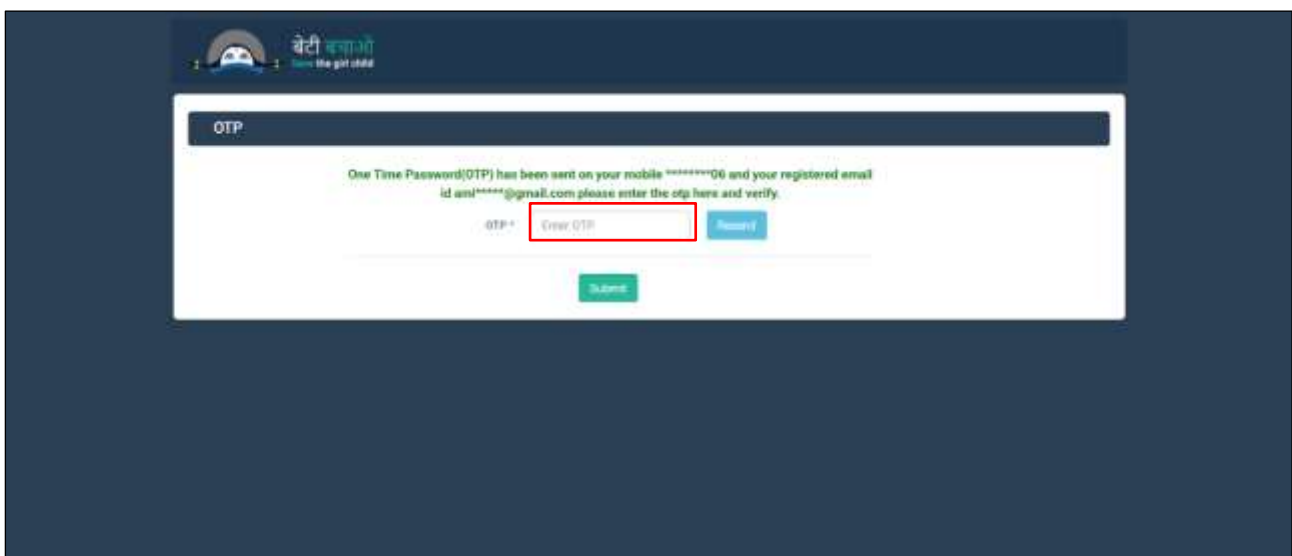


After clicking on **Change Doctor Status**, the below page will appear on your screen where you have to enter your 'Control Number' -



The screenshot shows a web interface with a dark blue header. On the left, there is a logo with a girl's face and the text 'बेटी बचाओ Save the girl child'. The main content area is white and titled 'OTP'. Below the title, there is a label 'Control Number *' followed by a text input field containing the placeholder text 'Enter Control Number'. A blue button labeled 'Get OTP' is positioned below the input field.

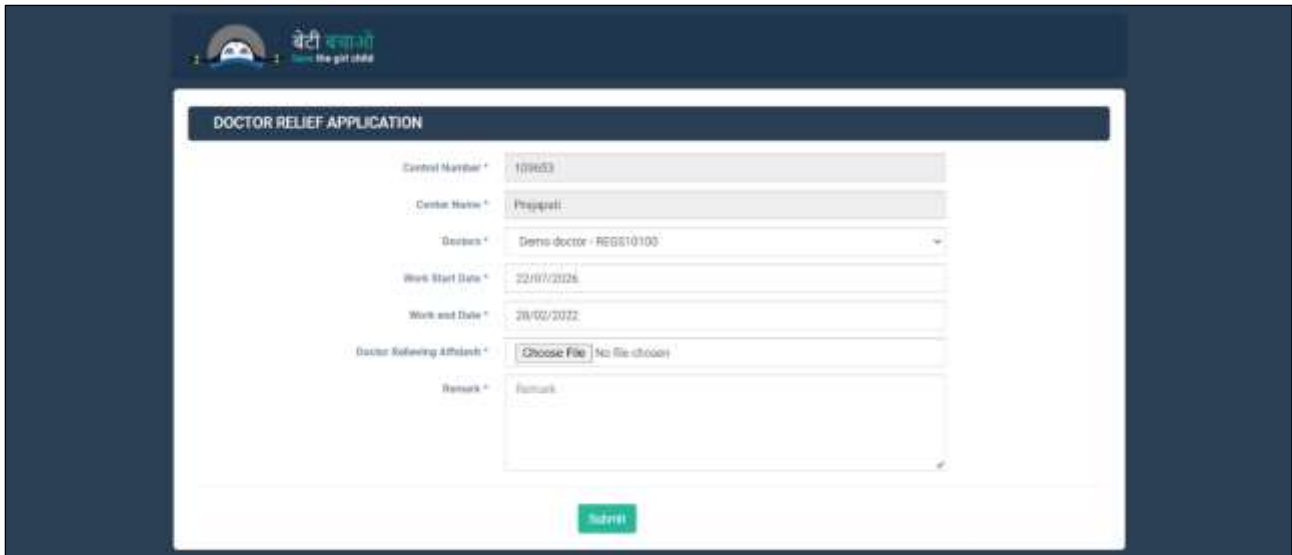
After entering the 'Control Number', you have to click on **Get OTP** button. The next page will appear on your screen where you will be asked to 'Enter OTP'.



The screenshot shows the same 'OTP' page. A green message is displayed: 'One Time Password(OTP) has been sent on your mobile *****00 and your registered email id am*****@gmail.com please enter the otp here and verify.' Below the message, there is a label 'OTP*' followed by a text input field containing the placeholder text 'Enter OTP'. A blue button labeled 'Resend' is to the right of the input field. A green button labeled 'Submit' is positioned below the input field.

The OTP will be sent to your registered mobile number. Enter OTP and then click on **Submit** button.

If the entered OTP is verified, you will be redirected to the Doctor Relief Application Form. The page will appear on your screen as shown below-

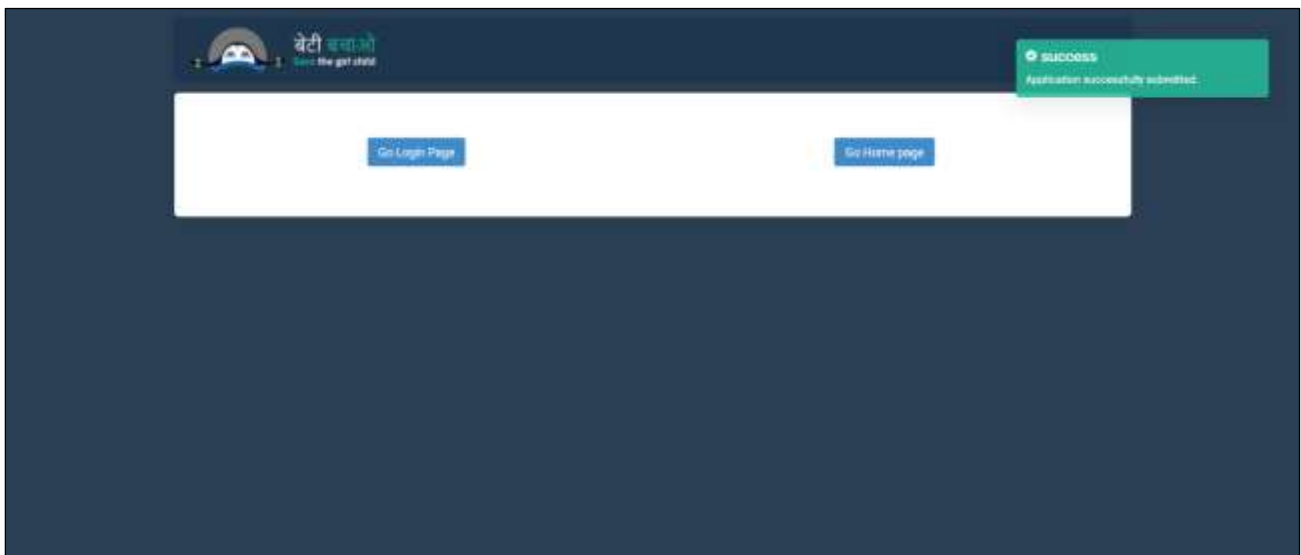


The screenshot shows a web form titled "DOCTOR RELIEF APPLICATION" on a dark blue background. The form is white and contains the following fields:

- Control Number: 109653
- Center Name: Prayagraj
- Doctors: Demo doctor - REGS10100
- Work Start Date: 22/07/2026
- Work end Date: 28/02/2022
- Doctor Relieving Affidavit: Choose File (No file chosen)
- Remarks: (Empty text area)

A green "Submit" button is located at the bottom center of the form.

Here you have to enter the doctor relief details and then click on **Submit** button.
After submitting the form. You will be redirected to the next page where you have two options
i.e. **Go Login Page** & **Go Home Page**.





For any query -
Contact at
support@margsoft.com



Prepared By :
MARGSOFT Technologies (P) Ltd.

Head Office & Development Center
17/1-A, Madan Mohan Malviya Marg,
Lucknow-226001, UP, India

Reach us at: +91-9415408619
vivekgupta@margsoft.com

www.margsoft.com

Please keep this document for technical concern.