



| User Manual |

Applicant Renewal Of Pre-Conception and Pre-Natal Diagnostic Techniques (PCPNDT) under Ease of Doing Business

For

Department of Medical, Health and Family
Welfare, Uttar Pradesh, Lucknow

Prepared By:



MARG Software Solutions

www.margsoftware.com

Table of Contents

1. How to Use (Instructions)	3
2. Introduction	4
3. Document Purpose and Control	5
5. Functionality Description	6
6.1. How to Reach Website?	6
6.2. How to apply for New Registration?	7
6.3. How to update/Edit Application form before the Final submit?	13
6.4. How to check Status of your Application?	14
6.5. Steps of Application's Approval?	16
6. Troubleshooting & Support	22

1. How to Use (Instructions)

Mandatory Instructions to be read before using this manual:

1. This user manual is of User interface. User can apply for registration, can do updation in registration and check the status of application.
2. User who has to apply for registration been referred as YOU.
3. Users have to refer to the panel.
4. The book is referred as module in this user manual.
5. Panel wise Screenshots and screenshots of User Interface have been attached for your reference.

2. Introduction

An Act to provide for the prohibition of sex selection, before or after conception, and for regulation of pre-natal diagnostic techniques for the purposes of detecting genetic abnormalities or metabolic disorders or chromosomal abnormalities or certain congenital malformations or sex-linked disorders and for the prevention of their misuse for sex determination leading to female foeticide; and, for matters connected therewith or incidental thereto.

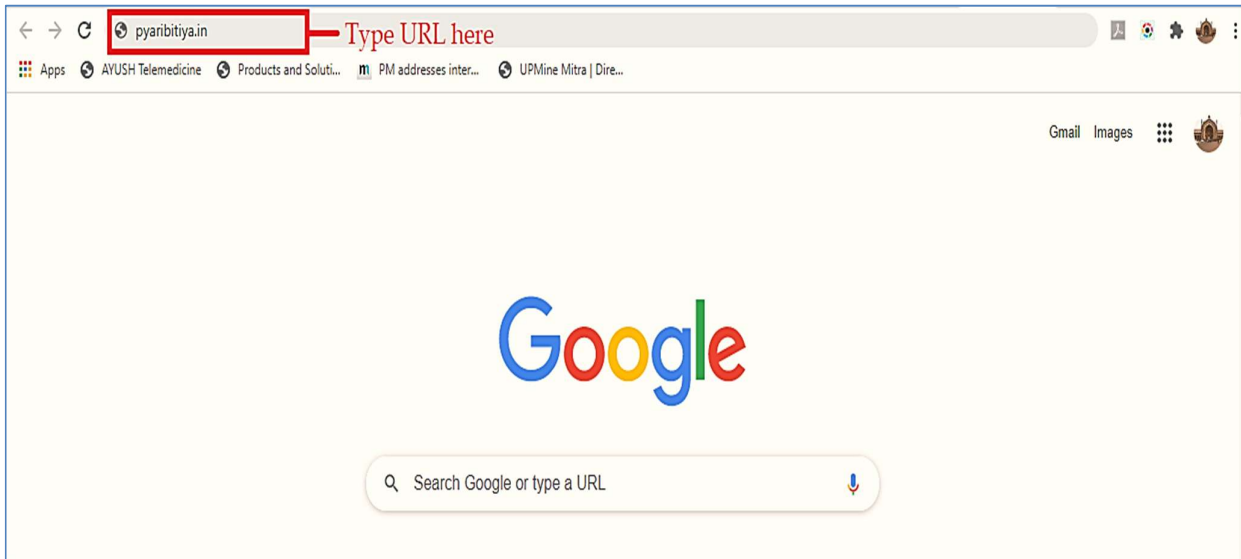
Pre-Conception and Pre-Natal Diagnostic Techniques (PCPNDT) Website will help the applicant of diagnostic centers to register submit the application form.

Website	http://www.pyaribitiya.in/
PHP	PHP: Hypertext Preprocessor. PHP is a server scripting language, and is a powerful tool for making dynamic and interactive web pages quickly. PHP is a widely-used, free and efficient.
MySQL	MySQL Database server. MySQL is a most popular database system used on the web. It supports standard SQL Queries. The data in MySQL is stored in tables. A table is a collection of related data, and it consists of columns and rows.
DHFVN	Department of Medical, Health and Family Welfare, Uttar Pradesh, Lucknow


5. Functionality Description

6.1. How to Reach Website?

- I. To open Website of Medical Health and Family Welfare Department Uttar Pradesh, type <http://www.pyaribitiya.in> in address bar of browser and press Enter button.



- II. After pressing Enter button website landing page will be opened



6.2. How to apply for Renewal?

- I. To apply for renewal, you need to click on **Click here** button of 'Application Renewal' icon to open the renewal form.

The screenshot shows the website for Pre-Conception and Pre-Natal Diagnostic Techniques (PCPNDT). The header includes the Government of Uttar Pradesh logo, the title 'Pre-Conception and Pre-Natal Diagnostic Techniques (Prohibition of Sex Selection) Act, 1994', a search bar, and a 'Login' button. The navigation menu includes Home, About PC & PNDT, Committees, PC & PNDT Act & Rules, Centres Information, Whats New, and Contact Us. A banner features a portrait of Yogi Adityanath, Hon'ble Chief Minister, Uttar Pradesh. Below the banner, there are six service cards: 'APPLY FOR NEW REGISTRATION', 'UPDATION IN REGISTRATION', 'APPLICATION RENEWAL', 'REGISTER COMPLAINT', 'STATUS OF COMPLAINT', and 'APPEAL'. The 'APPLICATION RENEWAL' card is highlighted with a red box, and a red arrow points to its 'click here' button with the text 'Click here to open renewal screen'.

- II. After clicking on **click here** button of "Application Renewal" applicant lands on to the application renewal page. You need to enter your "Control Number" and press Submit". OTP send on the register mobile number for verification. i.e. Basic Information, Additional Information, Doctor's Details Equipment's Details auto filled as per the details filled previously.

- III. Enter OTP received on your registered mobile number for submit your Center Renewal. After above verification process you can redirect to center renewal application form for submitting your renewal.



- IV. In steps 1 Basic information page all the fields are pre-filled and non-editable except Address of the Applicant, Applicant Email, Applicant Mobile & Center Address. then click on Next button
- V. to save the data and move to next slide i.e. Additional Information.

Center Registration (Form A)

Progress: 1 Basic Information | 2 Additional Information | 3 Doctor's Details | 4 Equipment's Details | 5 Payment Details

Additional Information

Type of Center: Genetic Clinic

Type Of Ownership Of Organisation: Individual Ownership

Upload Affidavit: Choose File | IMG_2020..._131844.jpg

Type Of Institution: Private Clinic

Specific Pre-Natal Diagnostic Procedure/Tests For Which Approval Is Sought *

- (a) Invasive
 - Aminocentesis
 - Chorionic Villi Aspiration
 - Chromosomal
 - Biochemical
 - Molecular Studies
- (b) Non-Invasive
 - Ultrasonography

Facility Available In Centre *

- Ultrasound
- Amniocentesis
- Chorionic Villi Aspiration
- Foetoscopy
- Foetalbiopsy

Previous Next

- VI. After clicking next button your basic details will be saved and you need to provide Additional information in order to proceed further. All the information except upload affidavit are pre-filled and non-editable. Click on **Next** button to save the data.

- VII. After clicking next button your previous details will be saved and you will land on next form i.e. Doctor's details. You can more doctors in the list by filling the details and clicking on **Add** button but you cannot remove the existing doctors which is added at the time of registration. You can only mark Inactive it. Once you provide all doctor's details click on **Next** button to save the data and move to next form.

Center Registration (Form A)

1 Basic Information 2 Additional Information 3 Doctor's Details 4 Equipment's Details 5 Payment Details

Doctor Name	Qualification	Action
Hold Asif	MS	Edit Delete

Doctor's List

Name *

Upload Photo No file chosen

Qualification *

State Medical Faculty (Registration No) *

State Medical Faculty's Certificate(MCI) No file chosen

MBBS Degree Yes No

Upload No file chosen

PG Degree/Diploma Yes No

PG Degree/Diploma

PG Degree/Diploma No file chosen

PG Degree/Diploma in Radiology/Ultra Sonography/Image Scanning Yes No

Experience/Training in Radiology/Ultra Sonography/Image Scanning Yes No

Experience/Training

Experience Duration From *

Experience Duration To *

Experience/Training No file chosen

Click here to Add Multiple Doctor's

- VIII. After clicking next button your previous details will be saved and you will land on next form i.e. equipment's details. You can add multiple equipment in the list by filling the details and clicking on **Add** button. Once you provide all equipment details click on Next button to save the data and move to next form. You cannot skip this step if there is no equipment added previously to provide the payment detail.

Center Registration (Form A)

1 Basic Information 2 Additional Information 3 Doctor's Details 4 Equipment's Details 5 Payment Details

Equipment Name Machine No Make Model Status Machine Type

xray 1215 LG 340 Sealed Portable

Equipment Name Machine No Make Model Status Machine Type

Name Machine Make Model --select one-- --select one--

Previous Add Equipment Skip Next

Click here to add Multiple Equipments

- IX. After clicking next button your previous details will be saved and you will land on next form i.e. payment details.
- X. If you need to add/update/edit in form in future then click on **Save as Draft** button.
- XI. If you need not to add/update/edit anything in form in future then click on **Finished and Submit** button for final submit. After clicking this you cannot make any change in application until it gets approved.

Center Registration (Form A)

1 Basic Information 2 Additional Information 3 Doctor's Details 4 Equipment's Details 5 Payment Details

Bank Draft No 543217896

Draft Amount 25000

Bank Issue Name SBI



Draft Date 11/10/2020

Upload Bank Draft copy Choose File 110314317_...15060_o.jpg

Previous Save as Draft Finished and Submit

Click here for final submit

- XII. After clicking on **Finished and Submit** button you will receive application number via SMS and printable form details on your screen. You can also save this page for further reference.

FORM A DETAILS						
Created On 11/12/2020						
Ctrl+P (Press for Print)						
Basic Information:						
Application Number :	PCPNDT/LUCK/12NOV20/109712					
Registration No:	-					
Control No:	-					
Centre Name :	Asif					
Centre Address :	356/208/29, Rajajipuram, Lucknow					
Applicant Name :	Asif					
Applicant Photo :						
Applicant Sign :						
Applicant Address :	356/208/29, Rajajipuram, Lucknow					
Email :	mohdasif.m89@gmail.com					
Contact Number :	9580515735					
Apply Date :	11/12/2020					
Center Type :	Genetic Clinic					
Current Status	Pending					
Type Of Joint Centre :	Genetic Counselling Centre					
Type Of Ownership Of Organisation :	Individual Ownership					
Uploaded Affidavit :	-					
Other Organisation :	-					
Type Of Institution :	Private Clinic					
Other Institution :	-					
Facility Available :	Ultrasound,Amniocentesis,Foetoscopy,Foetalbiopsy					
Invasive :	Aminocentesis,ChorionicVilliAspiration,Chromosomal,Biochemical,Molecular Studies					
Non-Invasive :	-					
Issue Date	N/A					
Validity Date	N/A					
Bank Draft Detail:						
Payment Type:	Draft					
Bank Draft No:	543217896					
Draft Amount:	25000					
Bank Issue Name:	SBI					
Draft Date :	11/10/2020					
Key Recommendation:	-					
Draft copy :	-					
Payment Status	Pending					
Reason For Rejection:	-					
Remark	-					
Doctor Detail:						
Doctor: 1						
Doctor Name :	Mohd Asif					
Doctor photo :						
Qualification :	MS					
State Medical Faculty(Registration No):	123456789					
Registration Attachment						
MBBS Degree	yes					
MBBS Degree Attachment						
PG Degree/Diploma	Yes					
PG Degree/Diploma Attachment						
PG Degree/Diploma in Radiology/UltraSonography/Image Scanning	Yes					
Experience/Training in Radiology/UltraSonography/Image Scanning	Yes					
Experience/Training in Radiology/UltraSonography/Image Scanning	Yes					
Experience From	09/01/2020					
Experience To	11/11/2020					
Other Degree	Degree					
Experience Letter Attachment						
Equipments Detail:						
Sr No.	Name	Machine No	Make	Model	Status	Machine Type
1	xray	1215	LG	340	Sealed	Portable

6.3. How to update/Edit Application form before the Final submit?

- I. To update/edit registration form you need to click on Click here button of 'Updation in Registration' icon.



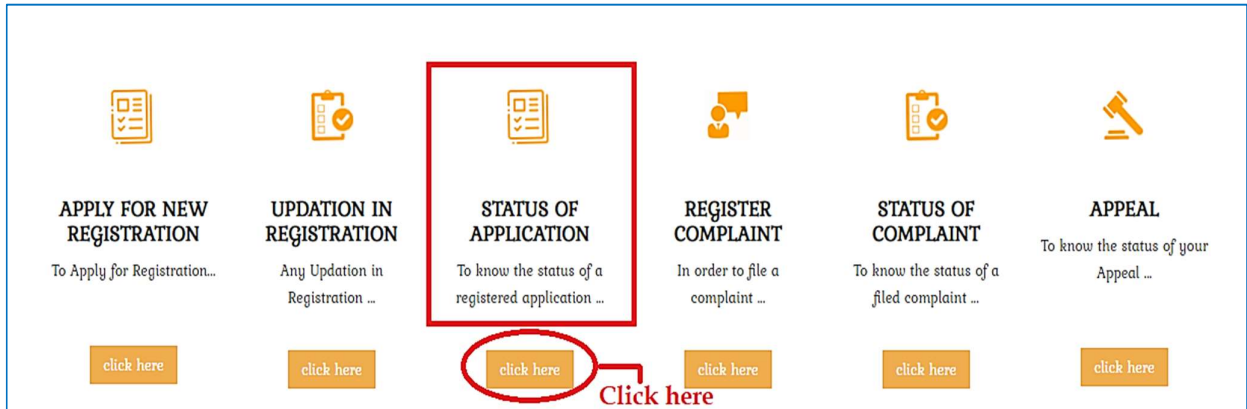
- II. You need to enter your application form in text box then press click button to make any changes in your saved application form.



- III. You cannot make changes in application form after the final submission. If you try to edit after final submission it will show the message "Your application is in Process".

6.4. How to check Status of your Application?

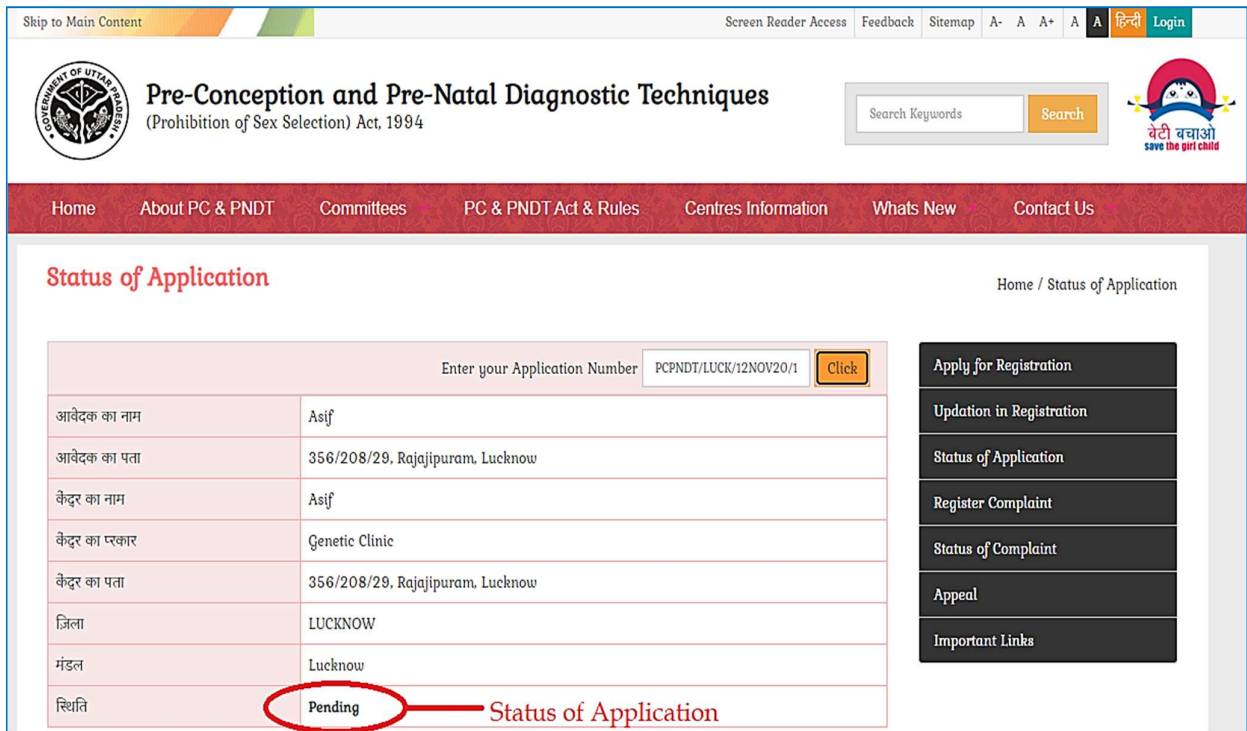
- I. To check status of your application form you need to click on **Click here** button of 'Status of Application' icon.



- II. You need to enter your application form in text box then press **click** button to check the status of the application.



- III. After you click on **Click** status of your application will be displayed whether it's 'Pending' or 'Approved'.



The screenshot displays the 'Status of Application' page on the PCPNDT portal. At the top, there is a navigation bar with links for 'Skip to Main Content', 'Screen Reader Access', 'Feedback', 'Sitemap', and accessibility options (A-, A, A+, A). The page header includes the Government of Uttar Pradesh logo, the title 'Pre-Conception and Pre-Natal Diagnostic Techniques (Prohibition of Sex Selection) Act, 1994', a search bar, and a 'Login' button. Below the header is a red navigation menu with links: Home, About PC & PNDT, Committees, PC & PNDT Act & Rules, Centres Information, Whats New, and Contact Us. The main content area is titled 'Status of Application' and includes a breadcrumb trail 'Home / Status of Application'. A form allows users to enter their application number (PCPNDT/LUCK/12NOV20/1) and click a 'Click' button. Below this is a table with the following details:

आवेदक का नाम	Asif
आवेदक का पता	356/208/29, Rajajipuram, Lucknow
केन्द्र का नाम	Asif
केन्द्र का प्रकार	Genetic Clinic
केन्द्र का पता	356/208/29, Rajajipuram, Lucknow
ज़िला	LUCKNOW
मंडल	Lucknow
स्थिति	Pending

The 'Pending' status in the table is circled in red, and a red arrow points from the text 'Status of Application' to it. To the right of the table is a vertical menu with buttons: 'Apply for Registration', 'Updation in Registration', 'Status of Application', 'Register Complaint', 'Status of Complaint', 'Appeal', and 'Important Links'.

6.5. Steps of Application's Renewal?

- I. Your submitted application renewal will be reviewed by Chief Medical Officer (CMO). Under CMO panel application will placed under the menu (New Application > Renewal Center Request) and the application status will be **Pending**.

Center Renewal Request place here

S#	Division	District	Center	Center Address	Control No	Applied On	Modified On	Status	Action
1	Lucknow	LUCKNOW	Avnish	charbhag Lucknow	107476	9/11/2020	9/11/2020	Inspection Allotted	
2	Lucknow	LUCKNOW	aaaaa	aaaaaaa	106328	5/6/2018	5/6/2018	Inspection Allotted	

Showing 1 to 2 of 2 entries (filtered from 7,480 total entries)

- II. Once application comes in CMO panel. CMO user can update the payment status after check the Draft details and scan copy which is attached with the application. Payment status will be **Pending** initially CMO user can make it **Accepted** or **Decline**.

Created On 11/12/2020

Basic Information:

Application Number :	PCPNDT/LUCK/12NOV20/109712	Type Of Joint Centre :	Genetic Counselling Centre
Control No :	107497	Type Of Ownership Of Organisation :	Individual Ownership
Centre Name :	Asif	Other Organisation :	-
Centre Address :	356/208/29, Rajajipuram, Lucknow	Uploaded Affidavit :	
Applicant Name :	Asif	Type Of Institution :	Private Clinic
Applicant Photo :		Other Institution :	-
Applicant Address :	356/208/29, Rajajipuram, Lucknow	Facility Available :	Ultrasound,Amniocentesis, Foetoscopy,Foetalbiopsy
Email :	mohdasif.m89@gmail.com	Invasive :	Aminocentesis,ChorionicVilliAspiration,Chromosomal,Biochemical/M Studies
Contact Number :	9580515735	Non-Invasive :	-
Apply Date :	11/12/2020	Registration No :	-
Center Type :	Genetic Clinic	Control No :	107497
Current Status :	Pending	Issue Date :	-
Change Status :	Pending		
Payment Status :	Pending		
Date Of Advisory Committee :			

Choose Status
Pending
Accepted
Declient

- III. After update payment status CMO user can step by step process wise status.
 - Verification Failed
 - Inspection Allotted
 - Inspection Completed
 - Send for Approval

Created On 11/12/2020

Basic Information:

Application Number :	PCPNDT/LUCK/12NOV20/109712	Type Of Joint Centre :	Genetic Counselling Centre
Control No :	107497	Type Of Ownership Of Organisation :	Individual Ownership
Centre Name :	Asif	Other Organisation :	-
Centre Address :	356/208/29, Rajajipuram, Lucknow	Uploaded Affidavit :	
Applicant Name :	Asif	Type Of Institution :	Private Clinic
Applicant Photo :		Other Institution :	-
Applicant Address :	356/208/29, Rajajipuram, Lucknow	Facility Available :	Ultrasound,Amniocentesis,Foetoscopy,Foetalbiopsy
Email :	mohdasif.m89@gmail.com	Invasive :	Aminocentesis,ChorionicVilliAspiration,Chromosomal,Biochemical,Mx Studies
Contact Number :	9580515735	Non-Invasive :	-
Apply Date :	11/12/2020	Registration No.:	-
Center Type :	Genetic Clinic	Control No.:	107497
Current Status :	Pending	Issue Date :	-
Change Status :	Pending Choose Status Pending Verification Faild Inspection Allotted Inspection Completed Sent for Approval		
Payment Status :			
Date Of Advisory Committee :			

Submit

- IV. If document verification failed user will notified via **SMS** or **Email** regarding the failed verification.
- V. Once a document verification completed. CMO user can create an Inspection for that particular Center and the application status automatically change to **Inspection Allotted** after creating the Inspection.

CMO, LUCKNOW

Inspection List

Inspection Reports + Create Inspection

Centers: Choose Division

Control Number *

Center Address *

Center Name *

Inspection Date * 11/17/2020 - 11/17/2020

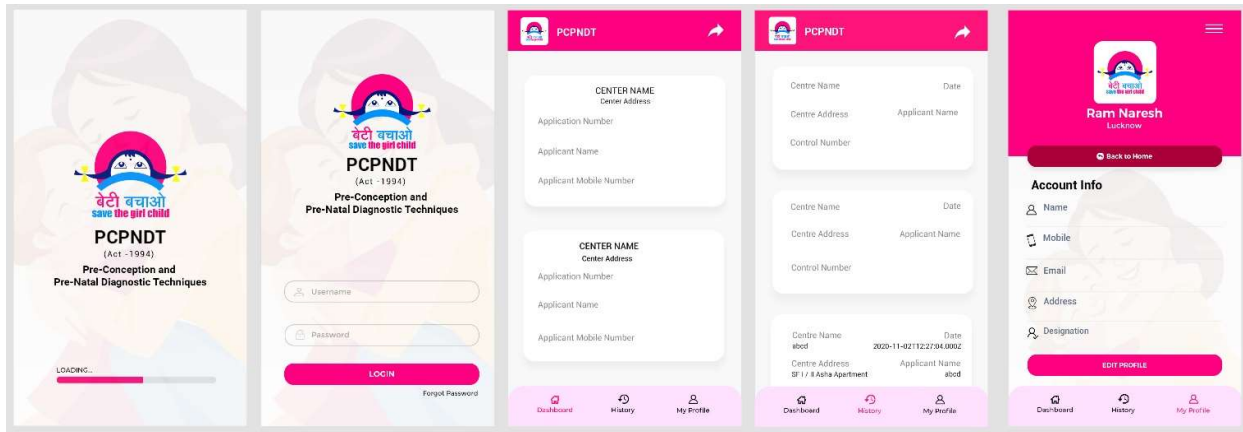
Inspection Users(CMO) Choose User

Inspection Users (DM) Choose User

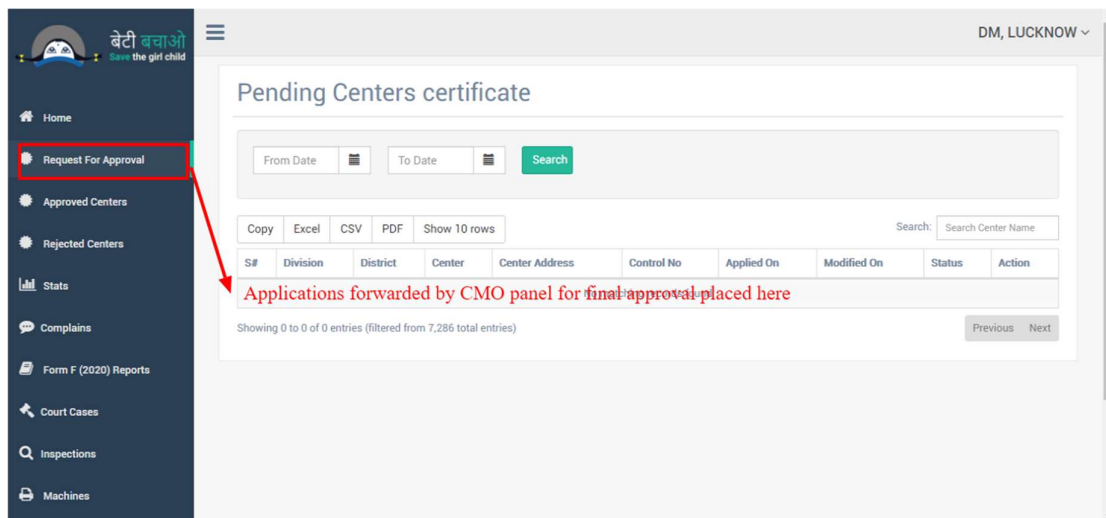
Submit

- VI. Created Inspection assign to Inspector user of the same district is used at the time of inspection creation, Inspection User (CMO).
- VII. Once Inspection assign to Inspector user. Inspector user visit center on the proposed inspection date and using the **Inspection Mobile App** inspector fill the inspection report and

submit. At the time when user submit inspection report, application status change to **Inspection Completed.**



- VIII. After inspection is completed, Advisory committee discuss on application on the basis of documents and Inspection report and forward the application to DM panel for final approval.
- IX. Application show under menu **Request For Approval** in DM Panel.



- X. DM will approve or reject the application form by using its Digital Signature.

Applicant Registration Of Pre-Conception and Pre-Natal Diagnostic Techniques (PCPNDT) under Ease of Doing Business
For Department of Medical Health and Family Welfare, Uttar Pradesh

Created On 11/01/2020

Basic Information:

Application Number :	PCPNDT/LUCK/0NOV20/718981
Control No:	107407
Centre Name :	xMargsoft technology
Centre Address :	xMargsoft technology full address
Applicant Name :	xMargsoft technology
Applicant Photo :	
Applicant Address :	xMargsoft technology full address
Email :	margsoft@gmail.com
Contact Number :	7905943019
Apply Date :	11/02/2020
Center Type :	Genetic Clinic
Change Status	Choose Status
Reason For Rejection	

Type Of Joint Centre :	Genetic Counselling Centre
Type Of Ownership Of Organisation :	Company
Other Organisation :	-
File uploaded :	
Uploaded Affidavit :	
Type Of Institution :	Private Clinic
Other Institution :	Other Institute Text
Facility Available :	Ultrasound,Amniocentesis,Chorionic Villi Aspiration
Invasive :	Aminocentesis,ChorionicVilliAspiration,Chromosomal,Biochemical
Non-Invasive :	-
Issue Date:	-
Validity Date:	-

- XI. After approval/rejection of DM, digitally signed certificate/form-C issued and in case of certificate (form-B) application forwarded again to CMO panel with application status **Approved**.

ORIGINAL/DUPLICATE FOR DISPLAY

FORM B

[See Rules 6(2), 6(5) and 8(2)]
CERTIFICATE OF REGISTRATION
(To be issued in duplicate)

1. In exercise of the powers conferred under Section 19 (1) of the Pre-natal Diagnostic Techniques (Regulation and Prevention of Misuse) Act, 1994 (57 of 1994), the Appropriate Authority **LUCKNOW** hereby grants registration to the Genetic Counselling Centre*/Genetic Laboratory*/Genetic Clinic*/Ultrasound Clinic*/Imaging Centre* named below for purposes of carrying out Genetic Counselling/Pre-natal Diagnostic Procedures*/Pre-natal Diagnostic Tests/ultrasonography under the aforesaid Act for a period of five years ending on **2025**.

2. This registration is granted subject to the aforesaid Act and Rules thereunder and any contravention thereof shall result in suspension or cancellation of this Certificate of Registration before the expiry of the said period of five years apart from prosecution.

A. Name and address of the Genetic Counselling Centre*/Genetic Laboratory*/Genetic Clinic*/Ultrasound Clinic*/Imaging Centre* (**testing 9-11-2020, Lucknow**).

B. Pre-natal diagnostic procedures* approved for (**Joint Centre**).

Non-invasive : Ultrasonography

Invasive :(Aminocentesis,ChorionicVilliAspiration)

C. Pre-natal diagnostic tests* approved (for **Joint Centre**)
Ultrasound,Amniocentesis

D. Any other purpose (please specify)

-

3. Model and make of equipments being used (any change is to be intimated to the Appropriate Authority under rule 13).

4. Registration No. -

5. Period of validity of earlier Certificate of Registration.
(For renewed Certificate of Registration only) From To

Signature, name and designation of

The Appropriate Authority (**LUCKNOW**)

Date: 11/17/2020

Place: **LUCKNOW**

Digitally signed by **ICMR SIA**

Reason: I am the author

Location: Riga



*Strike out whichever is not applicable or necessary.

- XII. As **registration number** is already allotted to the Center. When the application update applicant notifies regarding application **Registered** status via SMS and Email. Applicant also receive digitally signed certificate and center panel user details in the shared mail.

- [Home](#)
- [Stats](#)
- [New Applications](#)
- [Forms](#)
- [Reports](#)
- [Application's Reports](#)
- [Complains](#)
- [Form F \(2020\) Reports](#)
- [Court Cases](#)
- [Inspections](#)
- [Machines](#)
- [Doctors](#)
- [Registration Renewal](#)
- [Create Inspector](#)

Center Details

Created On 11/09/2020

Basic Information:

Application Number :	PCPNDT/LUCK/1NOV20/870624	Type Of Joint Centre :	Genetic Laboratory,Genetic Clinic,Ultrasound /ImagingClinic,IVF/Other Centre
Registration No:	-	Type Of Ownership Of Organisation :	Partnership
Control No:	107467	Other Organisation :	-
Centre Name :	testing 9-11-2020	Uploaded Affidavit :	
Centre Address :	Lucknow	Type Of Institution :	Private Clinic
Applicant Name :	testing 9-11-2020	Other Institution :	-
Applicant Photo :	N/A	Facility Available :	Ultrasound,Amniocentesis
Applicant Address :	Lucknow	Invasive :	Aminocentesis,ChorionicVilliAspiration
Email :	prashant.saini@margsoft.technology	Non-Invasive :	Ultrasonography
Contact Number :	7505511094	Issue Date:	11/17/2020
Apply Date :	11/09/2020	Validity Date:	11/17/2025
Center Type :	Joint Centre	Date Of Advisory Committee:	11/09/2020
Current Status	Approved	Non-Invasive :	Ultrasonography
Registration No	<input type="text"/>		

[Submit](#)

6. Troubleshooting & Support

For any support or technical assistant regarding website kindly contact on below mentioned details:

Contact Person	Vaibhav Mathur
Designation	Project Manager
E-Mail	vaibhav.mathur@margsoft.com
Contact No.	0522-4290500/507



MARG Software Solutions

www.margsoftware.com

Head Office & Development Center

Address-17/1-A Madan Mohan Malviya Marg,

Lucknow, Uttar Pradesh-226001

Call Us at: 0522-4290500/504