



| User Manual |

Applicant Registration Of Pre-Conception and Pre-Natal Diagnostic Techniques (PCPNDT) under Ease of Doing Business

For

Department of Medical, Health and Family
Welfare, Uttar Pradesh, Lucknow

Prepared By:



MARG Software Solutions

www.margsoftware.com

Table of Contents

1. How to Use (Instructions)	3
2. Introduction	4
3. Document Purpose and Control	5
5. Functionality Description	6
6.1. How to Reach Website?	6
6.2. How to apply for New Registration?	7
6.3. How to update/Edit Application form before the Final submit?	13
6.4. How to check Status of your Application?	14
6.5. Steps of Application's Approval?	16
6. Troubleshooting & Support	17

1. How to Use (Instructions)

Mandatory Instructions to be read before using this manual:

1. This user manual is of User interface. User can apply for registration, can do updation in registration and check the status of application.
2. User who has to apply for registration been referred as YOU.
3. Users have to refer to the panel.
4. The book is referred as module in this user manual.
5. Panel wise Screenshots and screenshots of User Interface have been attached for your reference.

2. Introduction

An Act to provide for the prohibition of sex selection, before or after conception, and for regulation of pre-natal diagnostic techniques for the purposes of detecting genetic abnormalities or metabolic disorders or chromosomal abnormalities or certain congenital malformations or sex-linked disorders and for the prevention of their misuse for sex determination leading to female foeticide; and, for matters connected therewith or incidental thereto.

Pre-Conception and Pre-Natal Diagnostic Techniques (PCPNDT) Website will help the applicant of diagnostic centers to register submit the application form.

Website	http://www.pyaribitiya.in/
PHP	PHP: Hypertext Preprocessor. PHP is a server scripting language, and is a powerful tool for making dynamic and interactive web pages quickly. PHP is a widely-used, free and efficient.
MySQL	MySQL Database server. MySQL is a most popular database system used on the web. It supports standard SQL Queries. The data in MySQL is stored in tables. A table is a collection of related data, and it consists of columns and rows.
DHFWN	Department of Medical, Health and Family Welfare, Uttar Pradesh, Lucknow

3. Document Purpose and Control

MARG Software Solutions presents this user manual for the Website of **Medical, Health and Family Welfare Department Uttar Pradesh, Lucknow** to provide the information and instructions needed to update the website and change the contents of the website. A User Guide includes written and visual information (such as diagrams or screen shots).

MARG Software Solutions is certified company, is the leading information technology consulting, services, and business process outsourcing organization that envisioned and instigated the adoption of the flexible business practices which today enable our client companies to operate more efficiently and produce more value.

Client Information

Client	Medical Health and Family Welfare Department Uttar Pradesh, Lucknow
Contact Person	
Contact Number	

Document Information

Document Type	User Manual
Document Name	Website of Medical Health and Family Welfare Department Uttar Pradesh, Lucknow
Document Author	Vaibhav Mathur
Author's E-Mail	vaibhav.mathur@margsoft.com
Author's Contact	0522-4290500/507

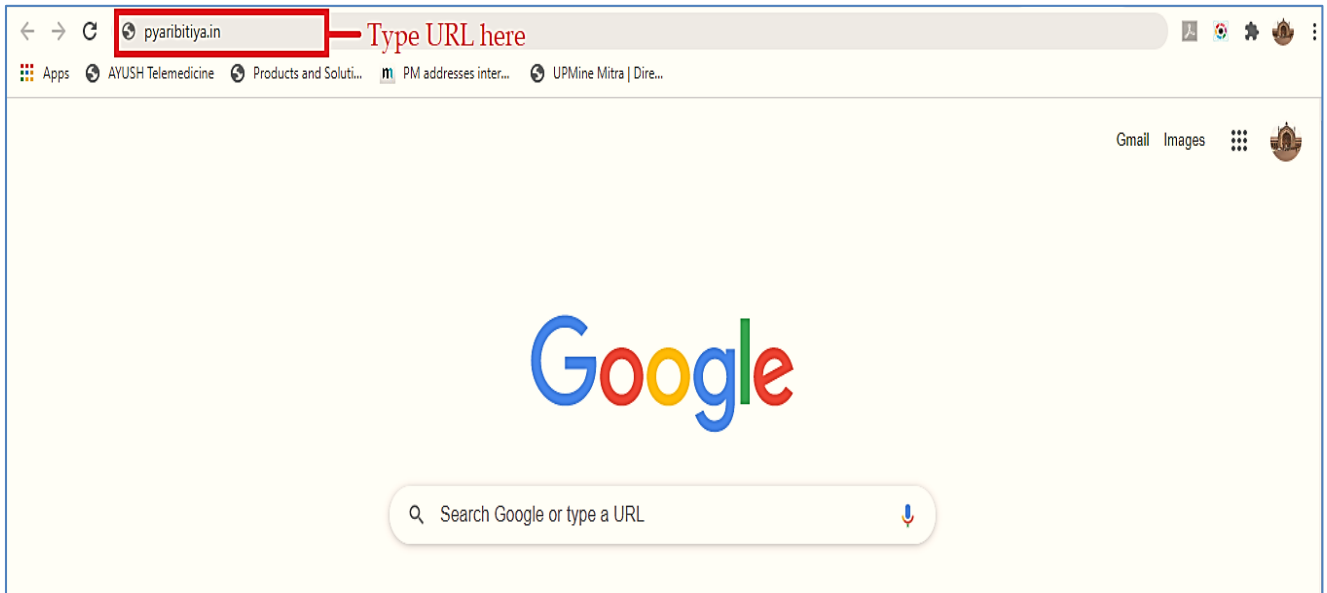
Version Control

Version	1.0	Date	November 12 th , 2020
----------------	-----	-------------	----------------------------------

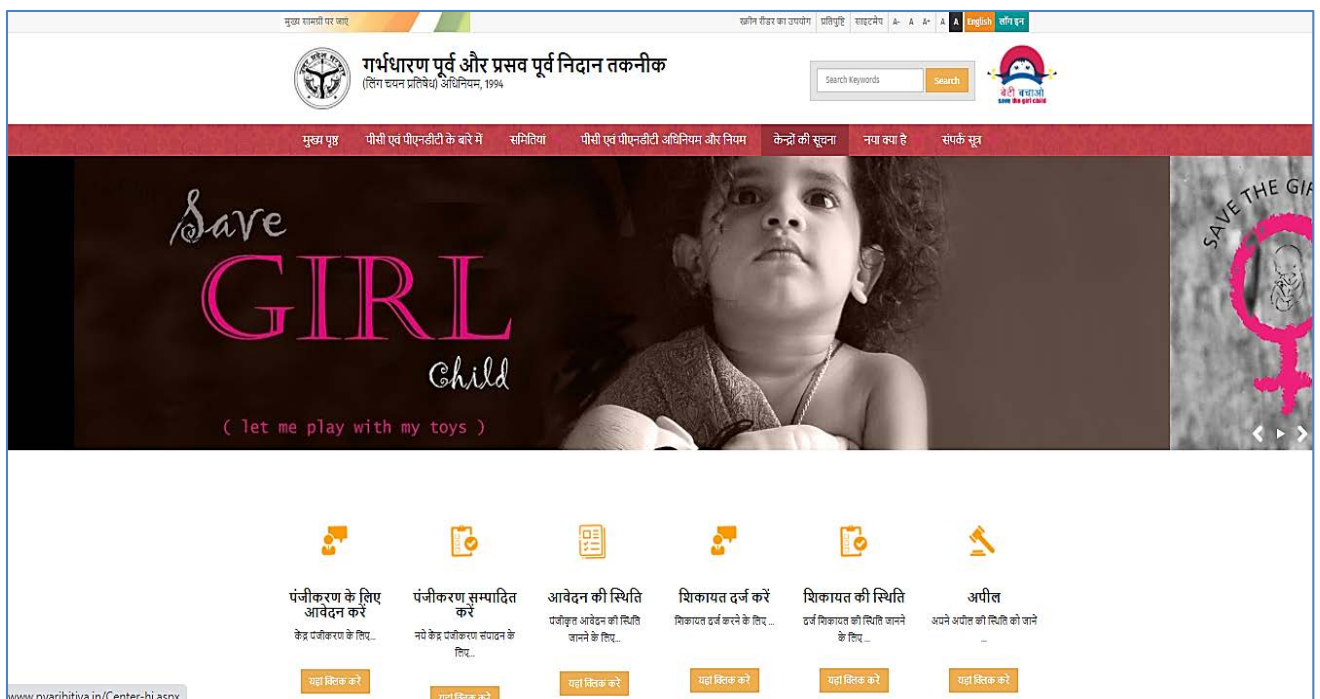
5. Functionality Description

6.1. How to Reach Website?

- I. To open Website of Medical Health and Family Welfare Department Uttar Pradesh, type <http://www.pyaribitiya.in> in address bar of browser and press Enter button.

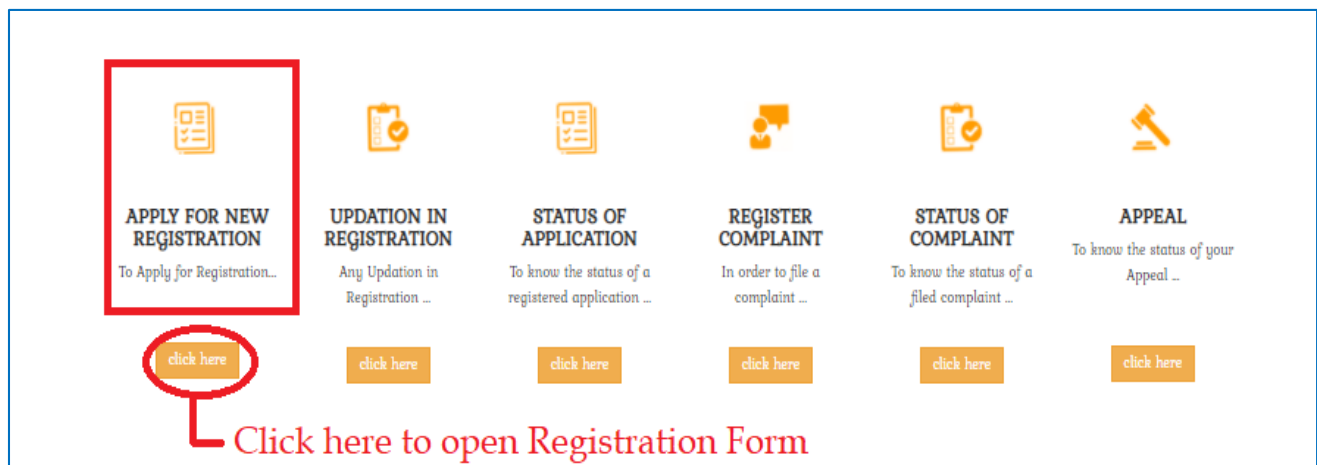


- II. After pressing Enter button website landing page will be opened



6.2. How to apply for New Registration?

- I. To apply for registration you need to click on **Click here** button of 'Apply for New Registration' icon to open the registration form.



- II. After clicking on **click here** button of "Apply for New Registration" applicant lands on to the application form page. You need to enter details in five parts i.e. Basic Information, Additional Information, Doctor's Details Equipment's Details & Payment Details.



- III. In Basic information page you need to provide all mandatory details like Division, district, Name, Address, Picture, Contact details, address etc. then click on Next button to save the data and move to next slide i.e. Additional Information.

Center Registration (Form A)

Progress: 1 Basic Information | 2 Additional Information | 3 Doctor's Details | 4 Equipment's Details | 5 Payment Details

Select Division *

Select District *

Name Of The Applicant *

Upload Applicant Photo * No file chosen

Upload Applicant Sign * No file chosen

Address Of The Applicant *

Applicant Email *

Applicant Mobile *

Apply Date *

Centre Name *

☐ Tick If Centre Name Is Same As Applicant Name

Centre Address *

☐ Tick If Centre Address Is Same As Applicant Address

Click here

- IV. After clicking next button your basic details will be saved and you need to provide Additional information in order to proceed further. You are required to select 'type of center' from drop down, upload affidavit , select 'type of Institution' from drop down, Check the name of test for which approval is sought, check facilities from checkbox and click on **Next** button to save the data.

Center Registration (Form A)

1

2

3

4

5

Basic Information

Additional Information

Doctor's Details

Equipment's Details

Payment Details

Type of Center

Genetic Clinic

Type Of Ownership Of Organisation

Individual Ownership

Upload Affidavit

Choose File IMG_20200..._131844.jpg

Type Of Institution

Private Clinic

Specific Pre-Natal Diagnostic Procedure/Tests For Which Approval Is Sought *

(a) Invasive

☒ Aminocentesis

☒ Chorionic Villi Aspiration

☒ Chromosomal

☒ Biochemical

☒ Molecular Studies

(b) Non-Invasive

☐ Ultrasonography

Facility Available In Centre *

☒ Ultrasound

☒ Amniocentesis

☐ Chorionic Villi Aspiration

☒ Foetoscopy

☒ Foetalbiopsy

Previous

Next

- V. After clicking next button your previous details will be saved and you will land on next form i.e. Doctor's details. You can multiple doctors in the list by filling the details and clicking on **Add** button. Once you provide all doctor's details click on **Next** button to save the data and move to next form.

Center Registration (Form A)

1 Basic Information 2 Additional Information 3 Doctor's Details 4 Equipment's Details 5 Payment Details

Doctor Name	Qualification	Action
Abhid Asif	MS	Edit Delete

Doctor's List

Name *

Upload Photo No file chosen

Qualification *

State Medical Faculty (Registration No) *

State Medical Faculty's Certificate(MCI) No file chosen

MBBS Degree ☒ Yes ☐ No

Upload No file chosen

PG Degree/Diploma ☒ Yes ☐ No

PG Degree/Diploma Degree

PG Degree/Diploma No file chosen

PG Degree/Diploma in Radiology/Ultra Sonography/Image Scanning ☒ Yes ☐ No

Experience/Training in Radiology/Ultra Sonography/Image Scanning ☒ Yes ☐ No

Experience/Training Experience

Experience Duration From * 08/01/2020

Experience Duration To * 11/11/2020

Experience/Training No file chosen

Click here to Add Multiple Doctor's

- VI. After clicking next button your previous details will be saved and you will land on next form i.e. equipment's details. You can add multiple equipment in the list by filling the details and clicking on **Add** button. Once you provide all equipment details click on Next button to save the data and move to next form. You can also skip this step to provide the payment detail.

Center Registration (Form A)

1

2

3

4

5

Basic Information

Additional Information

Doctor's Details

Equipment's Details

Payment Details

Equipment Name	Machine No	Make	Model	Status	Machine Type	
xray	1215	LG	340	Sealed	Portable	X
Equipment Name	Machine No	Make	Model	Status	Machine Type	
Name	Machine	Make	Model	--select one--	--select one--	X

Previous

Click here to add Multiple Equipments

Add Equipment

Skip

Next

- VII. After clicking next button your previous details will be saved and you will land on next form i.e. payment details.
- VIII. If you need to add/update/edit in form in future then click on **Save as Draft** button.
- IX. If you need not to add/update/edit anything in form in future then click on **Finished and Submit** button for final submit. After clicking this you cannot make any change in application until it gets approved.

Center Registration (Form A)

1

2

3

4

5

Basic Information

Additional Information

Doctor's Details

Equipment's Details

Payment Details

Bank Draft No

543217896

Draft Amount

25000

Bank Issue Name

SBI

Draft Date

11/10/2020

Upload Bank Draft copy

Choose File

110314317_...15060_o.jpg




Previous

Save as Draft

Finished and Submit

Click here for final submit

- X. After clicking on **Finished and Submit** button you will receive application number via SMS and printable form details on your screen. You can also save this page for further reference.

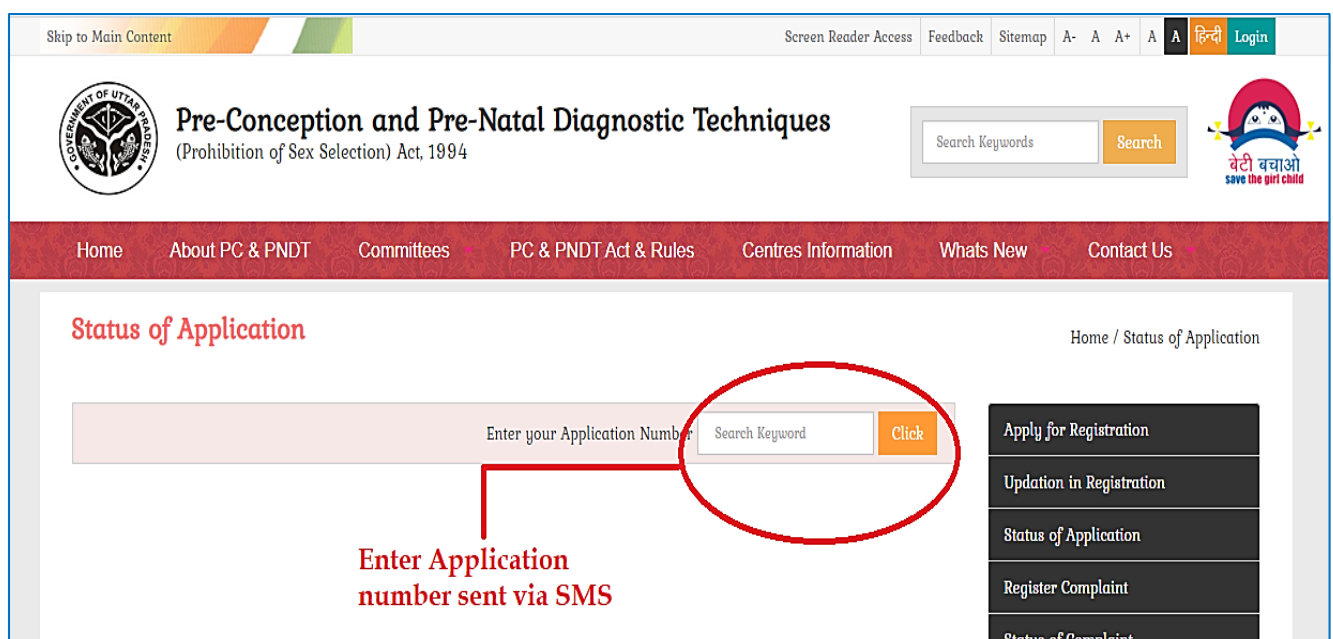
FORM A DETAILS							
Created On 11/12/2020							
Ctrl+P (Press for Print)							
Basic Information:							
Application Number :	PCPNDT/LUCK/12NOV20/109712						
Registration No:	-						
Control No:	-						
Centre Name :	Asif						
Centre Address :	356/208/29, Rajajipuram, Lucknow						
Applicant Name :	Asif						
Applicant Photo :							
Applicant Sign :							
Applicant Address :	356/208/29, Rajajipuram, Lucknow						
Email :	mohdasif.m99@gmail.com						
Contact Number :	9580515735						
Apply Date :	11/12/2020						
Center Type :	Genetic Clinic						
Current Status	Pending						
Type Of Joint Centre :	Genetic Counselling Centre						
Type Of Ownership Of Organisation :	Individual Ownership						
Uploaded Affidavit :	-						
Other Organisation :	-						
Type Of Institution :	Private Clinic						
Other Institution :	-						
Facility Available :	Ultrasound,Amniocentesis, Foetoscopy, Foetal biopsy						
Invasive :	Aminocentesis, Chorionic Villi Aspiration, Chromosomal, Biochemical, Molecular Studies						
Non-Invasive :	-						
Issue Date	N/A						
Validity Date	N/A						
Bank Draft Detail:							
Payment Type:	Draft						
Bank Draft No:	543217896						
Draft Amount:	25000						
Bank Issue Name:	SBI						
Draft Date :	11/10/2020						
Key Recommendation:	-						
Draft copy :	-						
Payment Status	Pending						
Reason For Rejection:	-						
Remark	-						
Doctor Detail:							
Doctor: 1							
Doctor Name :	Mohd Asif						
Doctor photo :							
Qualification :	MS						
State Medical Faculty(Registration No):	123456789						
Registration Attachment	-						
MBBS Degree	yes						
MBBS Degree Attachment	-						
PG Degree/Diploma	Yes						
PG Degree/Diploma Attachment	-						
PG Degree/Diploma in Radiology/UltraSonography/Image Scanning	Yes						
Experience/Training in Radiology/UltraSonography/Image Scanning	Yes						
Experience/Training in Radiology/UltraSonography/Image Scanning	Yes						
Experience From	09/01/2020						
Experience To	11/11/2020						
Other Degree	Degree						
Experience Letter Attachment	-						
Equipments Detail:							
Sr No.	Name	Machine No	Make	Model	Status	Machine Type	
1	xray	1215	LG	340	Sealed	Portable	

6.3. How to update/Edit Application form before the Final submit?

- I. To update/edit registration form you need to click on Click here button of 'Updation in Registration' icon.



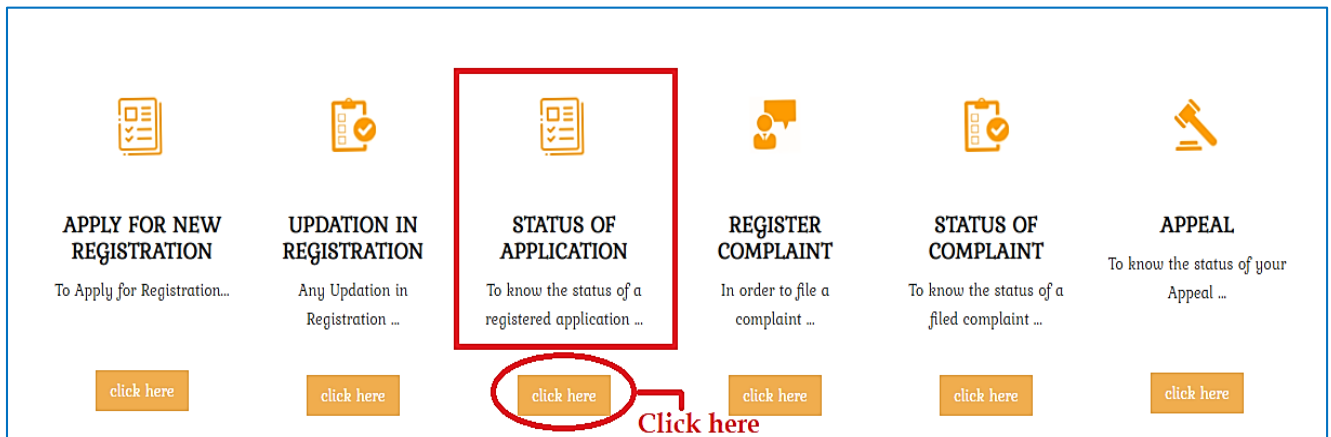
- II. You need to enter your application form in text box then press click button to make any changes in your saved application form.



- III. You cannot make changes in application form after the final submission. If you try to edit after final submission it will show the message "Your application is in Process".

6.4. How to check Status of your Application?

- I. To check status of your application form you need to click on **Click here** button of 'Status of Application' icon.




- II. You need to enter your application form in text box then press **click** button to check the status of the application.




- III. After you click on **Click** status of your application will be displayed whether it's 'Pending' or 'Approved'.

[Skip to Main Content](#) [Screen Reader Access](#) [Feedback](#) [Sitemap](#) [A-](#) [A](#) [A+](#) [हिन्दी](#) [Login](#)



Pre-Conception and Pre-Natal Diagnostic Techniques
(Prohibition of Sex Selection) Act, 1994



[Home](#) [About PC & PNDT](#) [Committees](#) [PC & PNDT Act & Rules](#) [Centres Information](#) [Whats New](#) [Contact Us](#)

Status of Application

Home / Status of Application

Enter your Application Number

आवेदक का नाम	Asif
आवेदक का पता	356/208/29, Rajajipuram, Lucknow
केंद्र का नाम	Asif
केंद्र का प्रकार	Genetic Clinic
केंद्र का पता	356/208/29, Rajajipuram, Lucknow
ज़िला	LUCKNOW
मंडल	Lucknow
स्थिति	Pending

Status of Application

Apply for Registration

Updation in Registration

Status of Application

Register Complaint

Status of Complaint

Appeal

Important Links

6.5. Steps of Application's Approval?

- I. Your submitted application will be reviewed by Chief Medical Officer (CMO)
- II. After the verification of CMO application will be sent to District Magistrate (DM) panel of respective district for approval
- III. DM will approve the application form by using its Digital Signature
- IV. After approval from DM Digitally signed Certificate and Login Id & Password will be received by the Applicant

6. Troubleshooting & Support

For any support or technical assistant regarding website kindly contact on below mentioned details:

Contact Person	Vaibhav Mathur
Designation	Project Manager
E-Mail	vaibhav.mathur@margsoft.com
Contact No.	0522-4290500/507



MARG Software Solutions

www.margsoftware.com

Head Office & Development Center

Address-17/1-A Madan Mohan Malviya Marg,

Lucknow, Uttar Pradesh-226001

Call Us at: 0522-4290500/504